

Chlumec ⁿ/eidl - St. Paka - Trutnov

Pn 434.2

Lok rada 434.2

Vlak č. Pn 7166

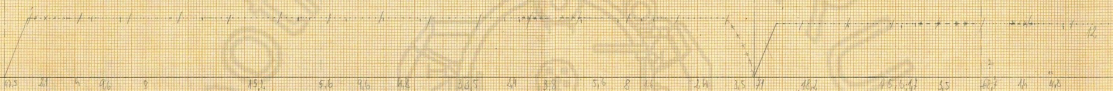
Poměr mísení 1:2 (4+000 kcal/kg)

— plný výkon
- - - výkon
- * - - - výkon
sádkový výkon

G = 250t

10 em. 20 km

373,7



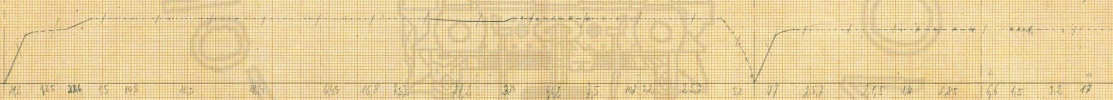
G = 350t

410,5



7166 + 434 G = 475t

520,4

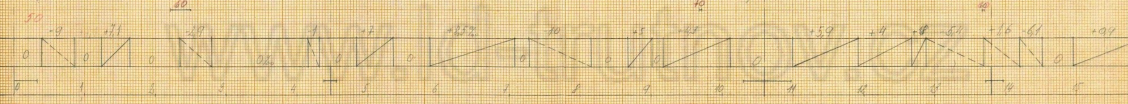



Obilnina n/rod

Lukava - Michalov

Nový Bydžov

Žatec

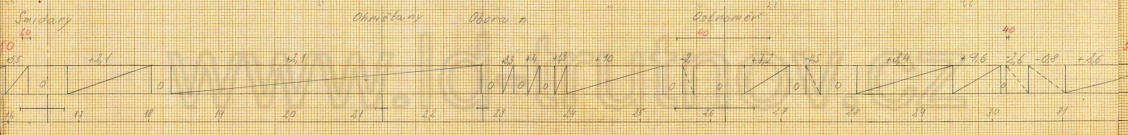




1.92,5

3.74,7

4.18,3




Smidary

Ohrnitsary

Dobromer

56



Горышова Г. И. - М. 1950

Лазне Реброт

Горышова Г. И.
50

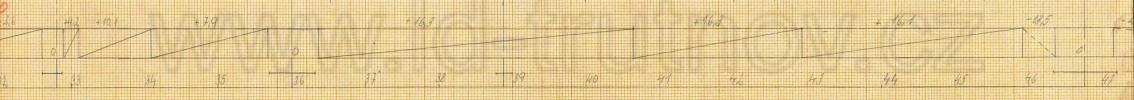
60

40

60

50

Нови Ар. 1950



Ant.km 12,950
 Uchi 1,427
 norma 112

Ant.km 17,860
 Uchi 1,759
 norma 98

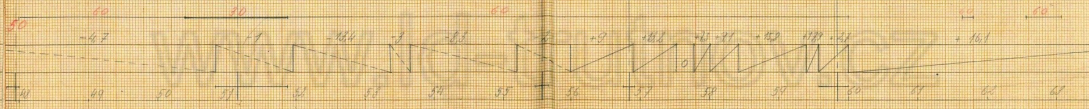
Ant.km 24,225
 Uchi 2,029
 norma 83,6

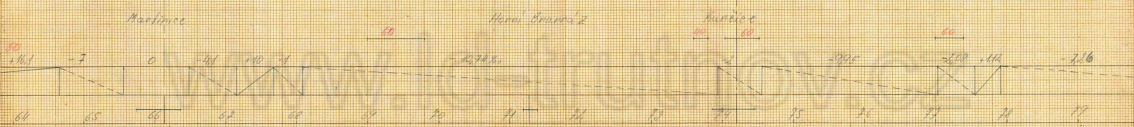

Antara Stasiun

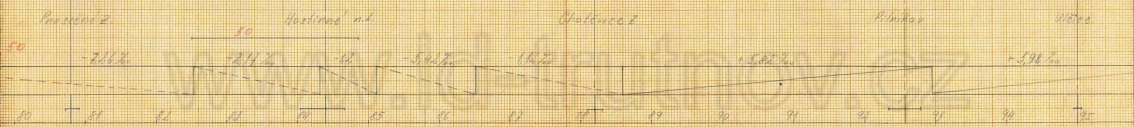

Stasiun Pakar

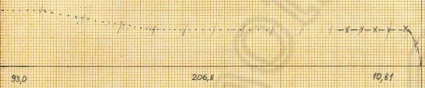
Stasiun S. Paky

Stasiun Hauh









vzd. km = 72,750
 uhlí = 2,852 t
 norma = 160,9

norma spotřeby paliva
Chlumec/aut - Stara Paka

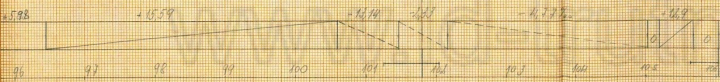
	G-250t	G-350t	G-475t
hřtkm	12 750	17 850	24 225
uhlí	1 427 kg	1 757 kg	2 029 kg
norma	112,0 kg/1000 hřtkm	98,0 kg	83,6 kg



vzd. km = 29,225
 uhlí = 3,095 t
 norma = 127,6

Stara Paka - Trutnov

	G-250t	G-350t	G-475t
hřtkm	12 750	17 850	24 225
uhlí	2 052 kg	2 519 kg	3 095 kg
norma	160,9 kg/1000 hřtkm	141,1 kg	127,6 kg



Trutnov

Porčí u Trutnova

96 97 98 99 100 101 102 103 104 105 106 107 108